

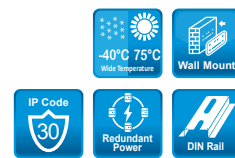

IEN-9425-RW

Unmanaged 5 x 10/100/1000 RJ45 & 2 x GbE SFP
Industrial Switch, Railway Approval, Aluminum

Description

IEN-9425-RW, 5-port 10/100/1000Base-T + 2-slot Gigabit SFP is the latest development of Volktek's Unmanaged Industrial Gigabit Ethernet Switch, specifically designed for high-speed industrial Ethernet networks that demands both, high bandwidths and rugged connectivity. Switch when used in railway applications has to hold certain certification to prove its ability whether it can be best fit for it or not. IEN-9425-RW is certified with and EN 50155 and EN 50121-4 to use in railway applications so that it makes you feel trustworthy to use for surveillance or ticketing network in railway and bus stations. EN 50155, EN 50121-4 and EN 61373 certificates guarantee trustworthy operation in critical environments where vibration and shock are common place.

With IP30 protection it exhibits extreme tolerance in harsh temperature environment ranging from -40°C to 75°C. Two 100FX/Gigabit SFP slots gives the advantages of configuring daisy chain topologies offering full-proof fiber advantages for a safe, reliable and long distance Gigabit connectivity.



Features Highlight

Robust Switch Performance

IEN-9425-RW is enclosed within IP30 aluminum case and can able to sustain harsh temperature ranging between -40°C ~ 75°C. Along with this, the switch is built with various protection features such as ESD Protection, Surge Protection and Reverse Polarity Protection to deliver non-stop PoE service to the Powered Devices.



Redundant Power Supply

Considering the power failure impact in surveillance applications, IEN-9425-RW is developed for redundant power to provide continuous service resulting reliable and consistent network. In addition, the switch is equipped with alarm feature to notify the occurrence of power failure, helps in quick respond and faster troubleshooting.

Advanced QoS Support

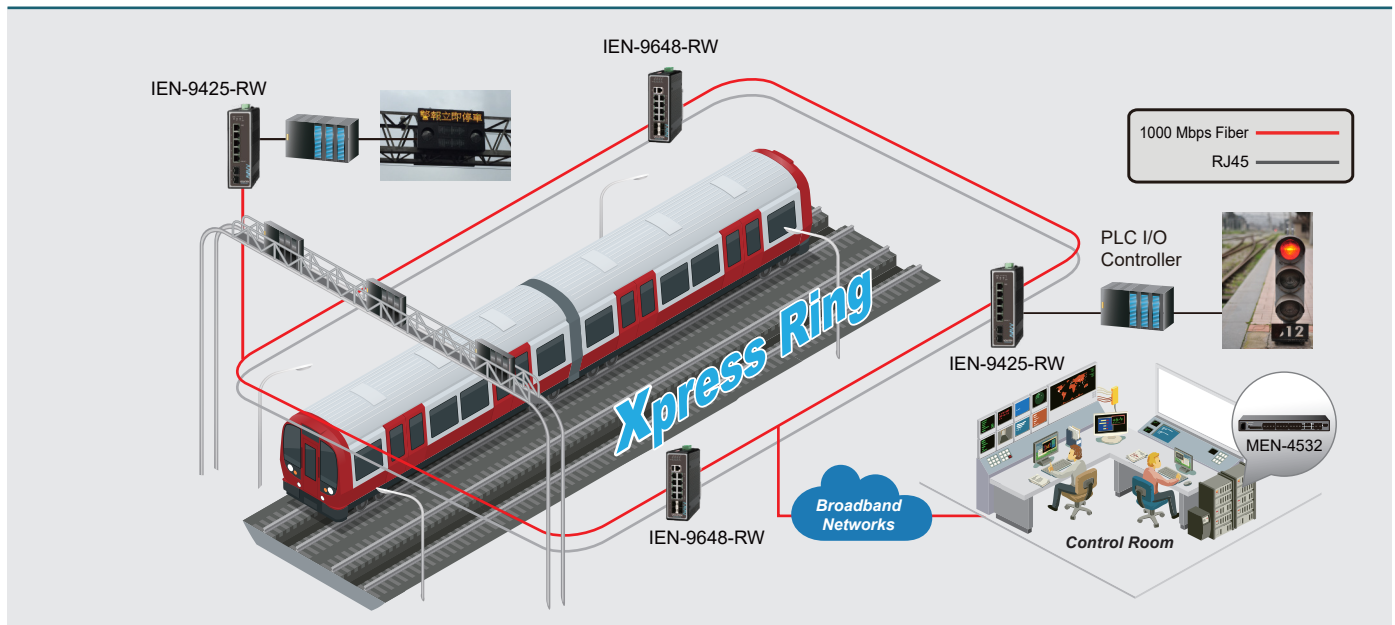
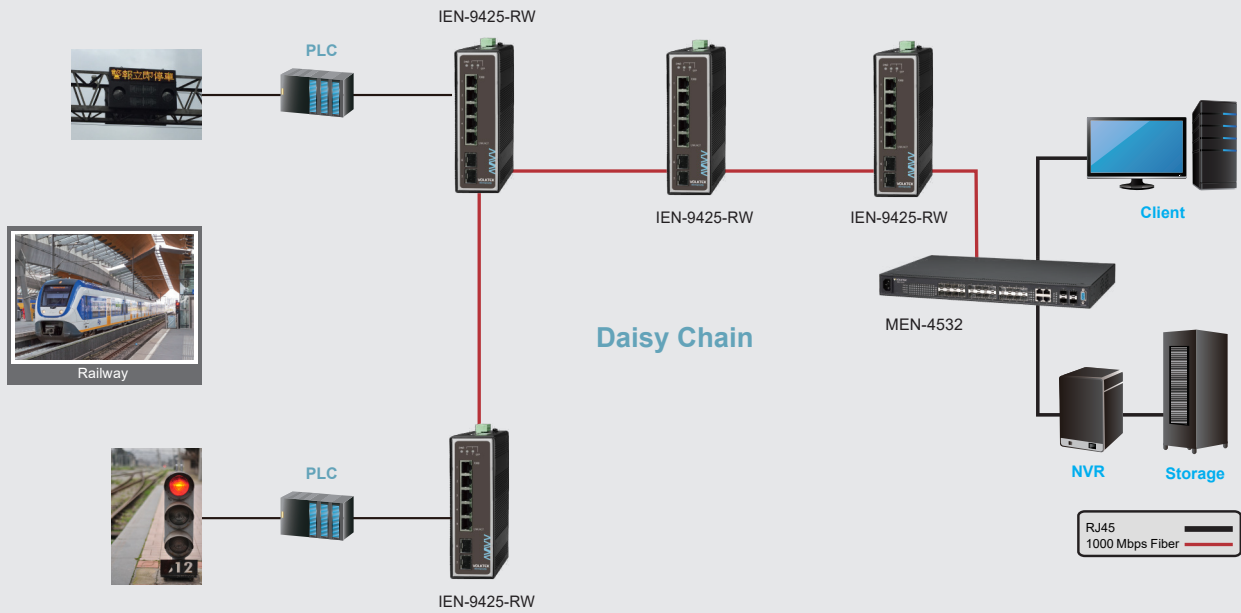
Understanding the need of smoother data transmissions for specific surveillance applications, the IEN-9425-RW supports IEEE 802.1p Quality of Service (QoS) which enhances bandwidth utilization to ensure time sensitive data gets delivered efficiently to mission-critical applications without any delay even during burst of high traffic. Addition to the beneficial fetures, the switch is also configured with efficient Storm Control functionalities which can only allow the traffic of a predefined rate. Both the QoS and Storm Control function can easily managed by DIP Switch without any burden of manual enable and disable.

Eco-friendly Green Ethernet Design

To address the concerns of increasing power consumption, IEN-9425-RW implements IEEE 802.3az Energy Efficient Ethernet (EEE) compliant Green Ethernet technology. This eco-friendly design allows the switch to automatically adjust power consumption and conserve energy during the periods of low data activity. This helps you to lower the energy usage significantly and help you save operational costs.

Applications

IEN-96XX-RW/94XX-RW series switches are designed to meet the demands of railway applications, including rolling stock and wayside installations. The switches guarantee reliable operation in industrial environments where vibration and shock are common place. Gigabit backbone, redundant ring increase the reliability of the communications and reduce cabling and wiring costs. These are compliant with mandatory sections of EN 50155, covering operating temperature, power input voltage, surge, ESD, and vibration, as well as conformal coating and power insulation, making the switches suitable for a variety of Railway applications.



Specifications

Standards	
IEEE 802.3	10BASE-T
IEEE 802.3u	100BASE-TX/FX
IEEE 802.3ab	1000BASE-T
IEEE 802.3z	1000BASE-SX/LX
IEEE 802.3x	Flow Control
IEEE 802.3az	Energy Efficient Ethernet (EEE)
Interface	
Ports	5 x 10/100/1000BASE-T (RJ45) 2 x 100FX/Gigabit SFP Slots
DIP Switch	Power voltage drop alarm setting (PWR & RPS)
LED Panel	PWR, SFP, 1000, LNK/ACT
Features	
Performance	Max Jumbo Frame Size: 10KBytes MAC Table Entries: 8K Switch Fabric: 14Gbps L2 Forwarding Rate: 10.4Mpps
Power	
Input Voltage	12V~60VDC
Power Consumption	System: 13W
Alarm Relay	One relay output with current carrying capacity of 1 A @ 24V DC

Note :

*Specifications subject to change without notice.

*Industrial SFP with wide operating temperature from -40°C~85°C is available upon request

Mechanical and Environment		
Housing	Aluminum Case (IP30 protection)	
Mounting Kit	DIN-Rail, Wall Mount/Rack-mount	
Operating Temperature	-40°C~75°C	
Storage Temperature	-40°C~85°C	
Operating Humidity	5 to 95% RH (non-condensing)	
Storage Humidity	5 to 95% RH (non-condensing)	
Weight	869g	
Dimension (WxHxD)	50x160x120 mm (1.97x6.3x4.72 inch)	
Certifications		
CE	EMI	FCC Part 15 Subpart B Class A EN 55022 : class A EN 55011 : 2009 class A EN 61000-6-4
	EMS	EN 55024 EN 61000-6-2 EN 61000-4-2 (ESD) EN 61000-4-3 (RS) EN 61000-4-4 (Burst) EN 61000-4-5 (Surge) EN 61000-4-6 (CS) EN 61000-4-8 (PFMF)
Shock	IEC 60068-2-27	
Freefall	IEC 60068-2-32	
Vibration	IEC 60068-2-6	
Rail Traffic	EN 50155 EN 50121-4	
Optional Accessories		
Power Supply	SDR-240P-48: 240W, 48V DC, 240W Single Output Industrial DIN Rail with PFC Function	
Power Adapter	GST-160: 160W, 52V, Industrial Grade AC Power Adapter for PoE Switch, -30°C ~ 75°C	
DIN-Rail Holder	DR-160 (for GST-160)	
GBM-104	1000BASE-SX 1.25G, Multi-mode SFP, 500m	
GBM-104-2	1000BASE-SX 1.25G, Multi-mode, 3.3V, 1310nm, 2Km	
GBM-104-10	1000BASE-LX 1.25G, Single mode SFP, 10Km	
GBM-123	1000BASE-LX Bi-di Single Mode SFP Module, 10Km	

Dimension

